

RS – Spot beam TIR optic
6 degree

D- Narrow beam TIR optic
12 degree

M- Medium beam TIR optic
24 degree

W- Wide beam TIR optic
46 degree

O- Oval wall wash TIR optic
12 x 37 degree


REC – Rectangular beam TIR
optic 40 x 22 degree



Spot reflector beam
10.5 degree




Spot reflector beam with
front face diffuser option
11 degree




Medium reflector beam
17 degree



Medium reflector beam
with front face diffuser
18 degree



Wide angle reflector
beam
41 degree



Wide angle reflector
beam with front face
diffuser
42 degree